

Honey fungus plant list

RHS Gardening Advice

March 2021



Trees, shrubs and other woody plants showing susceptibility or some degree of resistance to honey fungus

Deciding what to plant in a garden after discovering honey fungus is a challenge for gardeners. Use our lists below to avoid very susceptible trees and shrubs, and choose more resistant ones. This should help reduce further losses, letting you continue to enjoy a garden full of height and structure that woody plants bring.

We have compiled a list of honey fungus records from the RHS Gardening Advice database, using the number of cases recorded since 1996, adjusted by the popularity of the plant in UK gardens. This provides a frequency of occurrence of honey fungus on each genus.

How to use this list as a planting guide:

Three separate tables are presented, for decisions on planting hedges, trees or shrubs. In each, there are three categories of plants:

- *Frequently affected*: these plants are clearly susceptible to honey fungus and should be avoided, where possible, in situations where honey fungus is known to be present.
- *Sometimes affected*: these plants are less often affected than those in the previous category, but it may be worth avoiding them where honey fungus is known to be present.
- *Rarely affected*: These plants are likely to have some degree of resistance to honey fungus. On this basis, we recommend them in situations where honey fungus has been found.

If a woody plant you are considering is not listed below, it is because we have insufficient data on it to determine its degree of susceptibility to honey fungus. Some information on these is included below the main lists.



Hedges:

Frequently affected plants (** = top host)

<i>Alnus</i> (alder)	<i>Eleagnus</i>	<i>Spiraea</i>
<i>Aucuba</i> (spotted laurel)	<i>Escallonia</i>	<i>Syringa</i> ** (lilac)
<i>Chamaecyparis</i> (false cypress)	<i>Ligustrum</i> ** (privet)	<i>Thuja</i> **
<i>Choisya</i> (mexican orange)	<i>Photinia</i>	<i>Viburnum</i> **
<i>Cotoneaster</i> **	<i>Pyracantha</i>	<i>Weigela</i> **
<i>Crataegus</i> (hawthorn)	<i>Rhododendron</i>	<i>x Cuprocyparis</i> ** (leyland cypress)
<i>Cupressus</i> (cypress)	<i>Salix</i> ** (willow)	

Sometimes affected

<i>Acer</i> (maple, sycamore)	<i>Fagus</i> (beech)	<i>Potentilla</i>
<i>Berberis</i> (barberry)	<i>Hebe</i>	<i>Ribes</i> (currant)
<i>Carpinus</i> (hornbeam)	<i>Ilex</i> (holly)	<i>Rosa</i> (rose)
<i>Euonymus</i>	<i>Osmanthus</i>	

Online: www.rhs.org.uk/myadvice Tel: 01483 479700 (Mon-Fri, 10am – 1pm) | Follow us on  

Write to: RHS Gardening Advice, RHS Garden, Wisley, Woking, Surrey GU23 6QB

Hedges (continued):

Rarely affected

<i>Buxus</i> (box)	<i>Lavandula</i> (lavender)	<i>Symphoricarpos</i> (snowberry)
<i>Chaenomeles</i> (Jap. quince)	<i>Lonicera</i> (honeysuckle)	<i>Tamarix</i>
<i>Fuschia</i>	<i>Olearia</i>	<i>Taxus</i> (yew)
<i>Griselinia</i>	<i>Pittosporum</i>	
<i>Hypericum</i>	<i>Rosmarinus</i> (rosemary)	

Trees:

Frequently affected plants (** = top host)



<i>Abies</i> (fir)	<i>Crataegus</i> (hawthorn)	<i>Metasequoia</i> **
<i>Aesculus</i> (horse chestnut)	<i>Cupressus</i> (cypress)	<i>Parrotia</i>
<i>Alnus</i> (alder)	<i>Davidia</i> (handkerchief tree)	<i>Photinia</i>
<i>Amelanchier</i>	<i>Eucryphia</i>	<i>Pterocarya</i>
<i>Betula</i> (birch)	<i>Fraxinus</i> (ash)	<i>Quercus</i> (oak)
<i>Castanea</i> (sweet chestnut)	<i>Gleditsia</i> (honey locust)	<i>Salix</i> ** (willow)
<i>Ceanothus</i>	<i>Juglans</i> ** (walnut)	<i>Sequoia</i>
<i>Cedrus</i> **	<i>Koelreuteria</i>	<i>Sorbus</i> ** (rowan)
<i>Cercidiphyllum</i> **	<i>Laburnum</i> **	<i>Syringa</i> ** (lilac)
<i>Cercis</i> (judas tree)	<i>Ligustrum</i> ** (privet)	<i>Thuja</i> **
<i>Chamaecyparis</i> (false cypress)	<i>Liquidambar</i> **	<i>x Cuprocyparis</i> ** (leyland cypress)
<i>Cotoneaster</i> **	<i>Liriodendron</i> (tulip tree)	

Sometimes affected

<i>Acer</i> (maple, sycamore)	<i>Hoheria</i>	<i>Platanus</i> (plane)
<i>Araucaria</i> (monkey puzzle)	<i>Ilex</i> (holly)	<i>Populus</i> (poplar)
<i>Carpinus</i> (hornbeam)	<i>Juniperus</i> (juniper)	<i>Prunus</i> (flowering cherry, stone fruit)
<i>Cornus</i> (dogwood)	<i>Magnolia</i>	<i>Robinia</i> (false acacia)
<i>Corylus</i> (hazel)	<i>Malus</i> (apple)	<i>Sambucus</i> (elder)
<i>Cydonia</i> (quince)	<i>Osmanthus</i>	<i>Tilia</i> (lime)
<i>Eucalyptus</i>	<i>Paulownia</i>	<i>Ulmus</i> (elm)
<i>Euonymus</i>	<i>Picea</i> (spruce)	
<i>Fagus</i> (beech)	<i>Pinus</i> (pine)	

Rarely affected

<i>Acacia</i> (mimosa)	<i>Cryptomeria</i>	<i>Morus</i> (mulberry)
<i>Ailanthus</i> (tree of heaven)	<i>Diospyros</i>	<i>Olea</i> (olive)
<i>Albizia</i> (silk tree)	<i>Erythrina</i>	<i>Pyrus</i> (pear)
<i>Arbutus</i> (strawberry tree)	<i>Exochorda</i>	<i>Sophora</i>
<i>Caesalpinia</i>	<i>Ficus</i> (fig)	<i>Taxus</i> (yew)
<i>Catalpa</i> (indian bean tree)	<i>Ginkgo</i>	<i>Zelkova</i>
<i>Clerodendrum</i>	<i>Lagerstroemia</i>	
<i>Cordyline</i>	<i>Laurus</i> (bay laurel)	

Online: www.rhs.org.uk/myadvice Tel: 01483 479700 (Mon-Fri, 10am – 1pm) | Follow us on  
Write to: RHS Gardening Advice, RHS Garden, Wisley, Woking, Surrey GU23 6QB

Shrubs:

Frequently affected plants (** = top host)



<i>Alnus</i> (alder)	<i>Eleagnus</i>	<i>Physocarpus</i>
<i>Aucuba</i> (spotted laurel)	<i>Escallonia</i>	<i>Pyracantha</i>
<i>Buddleja</i>	<i>Eucryphia</i>	<i>Rhododendron</i>
<i>Caryopteris</i>	<i>Fatsia</i>	<i>Salix</i> ** (willow)
<i>Ceanothus</i>	<i>Forsythia</i> **	<i>Skimmia</i>
<i>Choisya</i> (mexican orange)	<i>Fremontodendron</i>	<i>Sorbus</i> ** (rowan)
<i>Cistus</i>	<i>Hamamelis</i> (witch hazel)	<i>Spiraea</i>
<i>Cotoneaster</i> **	<i>Ligustrum</i> ** (privet)	<i>Syringa</i> ** (lilac)
<i>Crataegus</i> (hawthorn)	<i>Mahonia</i>	<i>Viburnum</i> **
<i>Cytisus</i> (broom)	<i>Photinia</i>	<i>Weigela</i> **

Sometimes affected

<i>Acer</i> (maple, sycamore)	<i>Hebe</i>	<i>Potentilla</i>
<i>Artemisia</i>	<i>Ilex</i> (holly)	<i>Prunus</i> (flowering cherry, stone fruit)
<i>Berberis</i> (barberry)	<i>Juniperus</i> (juniper)	<i>Rhus</i> (sumac)
<i>Carpinus</i> (hornbeam)	<i>Lavatera</i> (mallow)	<i>Ribes</i> (currant)
<i>Cornus</i> (dogwood)	<i>Magnolia</i>	<i>Rosa</i> (rose)
<i>Corylus</i> (hazel)	<i>Osmanthus</i>	<i>Sambucus</i> (elder)
<i>Deutzia</i>	<i>Paeonia</i>	<i>Senecio</i>
<i>Embothrium</i>	<i>Perovskia</i>	
<i>Euonymus</i>	<i>Pinus</i> (pine)	

Rarely affected

<i>Abelia</i>	<i>Erica</i> (heather)	<i>Nerium</i> (oleander)
<i>Abutilon</i>	<i>Eriobotrya</i>	<i>Olea</i> (olive)
<i>Akebia</i>	<i>Exochorda</i>	<i>Olearia</i>
<i>Arbutus</i> (strawberry tree)	<i>Ficus</i> (fig)	<i>Philadelphus</i>
<i>Bambusa</i> (bamboo)	<i>Fuschia</i>	<i>Phlomis</i> (Jerusalem sage)
<i>Buxus</i> (box)	<i>Garrya</i>	<i>Phormium</i> (New Zealand flax)
<i>Caesalpinia</i>	<i>Grevillea</i>	<i>Phygelius</i>
<i>Callicarpa</i>	<i>Griselinia</i>	<i>Pieris</i>
<i>Callistemon</i> (bottle brush)	<i>Hedera</i>	<i>Pittosporum</i>
<i>Calluna</i> (heather)	<i>Hibiscus</i>	<i>Protea</i>
<i>Calycanthus</i>	<i>Hydrangea</i>	<i>Punica</i> (pomegranate)
<i>Camellia</i>	<i>Hypericum</i>	<i>Rhamnus</i> (buckthorn)
<i>Carpenteria</i> (tree anemone)	<i>Jasminum</i> (jasmine)	<i>Ricinus</i>
<i>Ceratostigma</i> (plumbago)	<i>Kerria</i>	<i>Rosmarinus</i> (rosemary)
<i>Chaenomeles</i> (Jap. quince)	<i>Laurus</i> (bay laurel)	<i>Rubus</i>
<i>Chamaerops</i> (fan palm)	<i>Lavandula</i> (lavender)	<i>Salvia</i>
<i>Chimonanthus</i> (wintersweet)	<i>Leptospermum</i>	<i>Sarcococca</i>
<i>Clerodendrum</i>	<i>Leycesteria</i>	<i>Solanum</i>
<i>Convolvulus</i>	<i>Lonicera</i> (honeysuckle)	<i>Sophora</i>
<i>Cordyline</i>	<i>Melianthus</i>	<i>Symphoricarpos</i> (snowberry)
<i>Coronilla</i>	<i>Morus</i> (mulberry)	<i>Tamarix</i>
<i>Cotinus</i>	<i>Myrtus</i> (myrtle)	<i>Vaccinium</i> (blueberry, cranberry)
<i>Daphne</i>	<i>Nandina</i>	

Online: www.rhs.org.uk/myadvice Tel: 01483 479700 (Mon-Fri, 10am – 1pm) | Follow us on  

Write to: RHS Gardening Advice, RHS Garden, Wisley, Woking, Surrey GU23 6QB

The mention of any product, supplier or service does not constitute an endorsement by the Society.

©RHS – not to be copied or reproduced without prior permission. RHS Registered Charity No.222879/SC038262

Climbers:

Frequently affected

Campsis

Parthenocissus

Sometimes affected

Actinidia

Rosa

Trachelospermum

Vitis

Rarely affected

Akebia

Albizia

Clematis

Hedera

Hydrangea

Jasminium

Lonicera (Honeysuckle)

Passiflora

Wisteria

Insufficient information:

Honey fungus has been recorded in UK gardens on these plants, but we have insufficient data to determine their degree of susceptibility. However, their use should be treated with caution in gardens where honey fungus is known to occur.

Insufficient information

Abeliophyllum

Aralia

Aristolochia

Argyrocystis

Azara

Brachyglottis

Caragana

Corokia

Corylopsis

Enkianthus

Fothergilla

Gaultheria

Genista

Halesia

Helianthemum (rock rose)

Helichrysum

Hippophae

Indigofera

Itea

Kalmia

Kennedia

Kolkwitzia

Larix (larch)

Leucothoe

Lithodora

Luma

Mespilus (medlar)

Nothofagus

Nyssa

Parahebe

Phillyrea

Poncirus

Prostanthera

Ptelea

Raphiolepis

Ruscus

Santolina

Sciadopitys

Sequoiadendron

Stachyurus

Stewartia

Styrax

Syngonium

Taxodium



Tecoma

Ulex (gorse)

Vitex

Wollemia

If a woody plant you are considering is not listed in this document, it is because we have not found honey fungus on it, but it is not sufficiently common in UK gardens to determine its degree of susceptibility.

Online: www.rhs.org.uk/myadvice Tel: 01483 479700 (Mon-Fri, 10am – 1pm) | Follow us on  

Write to: RHS Gardening Advice, RHS Garden, Wisley, Woking, Surrey GU23 6QB

The mention of any product, supplier or service does not constitute an endorsement by the Society.

©RHS – not to be copied or reproduced without prior permission. RHS Registered Charity No.222879/SC038262